

ONE CERA


600 X 1200 MM

WHO WE ARE?

COMBINING THE DIVERSE STRENGTHS OF GROUP OF COMPANIES TO CREATE NEW VALUES.

Places top priority to the principle of making lives better to ensure that the products we manufacture consistently delight people. We also strive to create new horizons by continue improving our manufacturing capabilities and management resources within. With deep understanding of current architectural demands, technology and strong expertise in tiles business,

We implement high-end machineries to create the best slabs in the market, with the highly advanced features like Non-absorbent, Resistant to liquids and acids, Resistant to thermal shock, Non- toxic slabs that do not release micro-particles and many more...



WHY NATURETOUCH ?

THE DURABILITY OF NATURETOUCH SLABS

NatureTouch is the ultimate essence of Nature. Its delightful natural feel adds subtleness and comfort to any area where it is installed. These days, wooden tiles are quite a vogue for their aesthetic feel. Wooden Surfaces have surely offered durability & decency. Open the door and escape to Nature. Surfaces are the perfect epitome of luxury & comfort. Soothe your eyes with the aesthetic approach of nature & Soothe your vibes with the wholesomeness of the shades and texture.

SURFACE



FEELING

ECO FRIENDLY MATERIAL



NATURAL MARBLE FEEL

CHOOSE YOUR SURFACE

60X
120CM

THICKNESS

9MM



ONE CERA

ADD A CLASSY
TOUCH
TO YOUR SPACE



PRODUCT APPLICATION

- | | | | | |
|--|---|---|---|--|
|  RESIDENTIAL |  GARDEN & POOL |  HOTEL |  OFFICE |  AIRPORTS |
|  RESTAURANT |  SHOPS |  MALL |  PUBLIC SPACES |  TRAIN STATIONS |

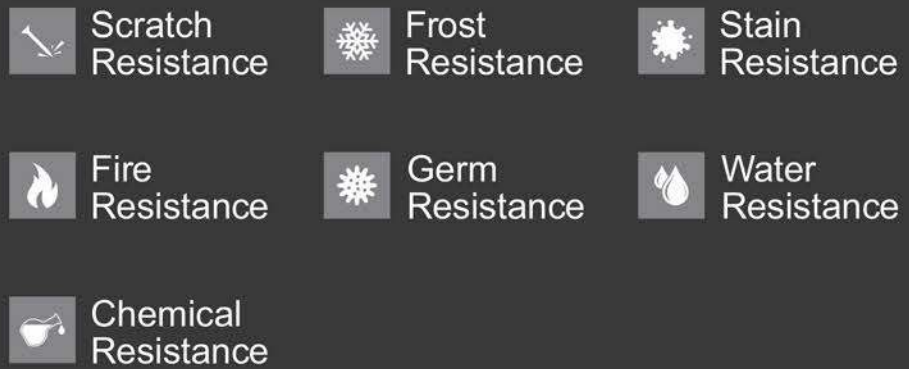
Defining excellence as we see it has become a natural process over the years. Our innovation are always in sight and the quality of our products around the globe proudly bear witness to our market leadership. We believe in the power of innovation, defines the uniqueness . The perfect epitome of our Innovation known as Thundertouch. The future of tiles is here with the diligent & aesthetic approach. Our superiorly designed surface deliver high performance with their durability which neither cracks nor scratch easily, Eternity is beauty without its excessive maintenance and lack of portability

ONE CERA

FINISH :
MATT CARVING


THICKNESS :
9MM

SIZE :
600X1200MM



AKASA WOOD

FACES
RANDOM



ONE CERA

FINISH :
MATT CARVING

THICKNESS :
9MM

SIZE :
600X1200MM

 Scratch
Resistance

 Frost
Resistance

 Stain
Resistance

 Fire
Resistance

 Germ
Resistance

 Water
Resistance

 Chemical
Resistance



ALMONDWOOD BEIGE

FACES
RANDOM



ONE CERA

FINISH :
MATT CARVING

THICKNESS :
9MM

SIZE :
600X1200MM

 Scratch
Resistance

 Frost
Resistance


 Stain
Resistance

 Fire
Resistance

 Germ
Resistance

 Water
Resistance

 Chemical
Resistance



ALMONDWOOD BROWN

FACES
RANDOM

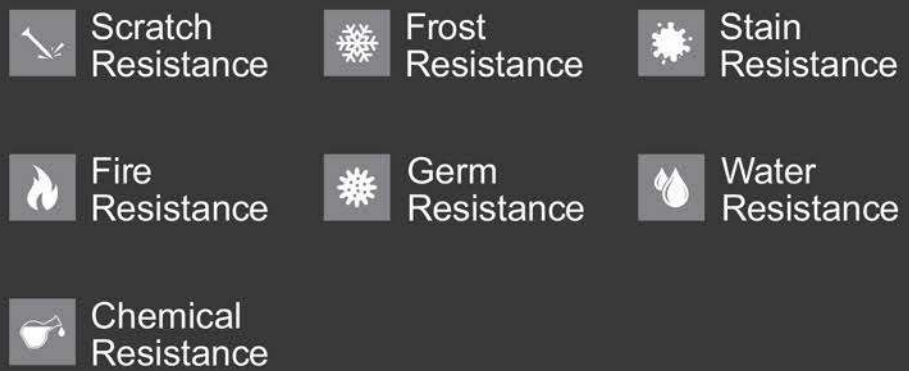


ONE CERA

FINISH :
MATT CARVING

THICKNESS :
9MM

SIZE :
600X1200MM



ANTUNE NATURAL

FACES
RANDOM



ONE CERA

FINISH :
MATT CARVING

THICKNESS :
9MM

SIZE :
600X1200MM

 Scratch
Resistance

 Frost
Resistance

 Stain
Resistance

 Fire
Resistance

 Germ
Resistance

 Water
Resistance

 Chemical
Resistance



 **ASH WOOD BEIGE**

FACES
RANDOM



ONE CERA

FINISH :
MATT CARVING

THICKNESS :
9MM

SIZE :
600X1200MM

 Scratch
Resistance

 Frost
Resistance

 Stain
Resistance

 Fire
Resistance

 Germ
Resistance

 Water
Resistance

 Chemical
Resistance



 **ASH WOOD BROWN**

FACES
RANDOM

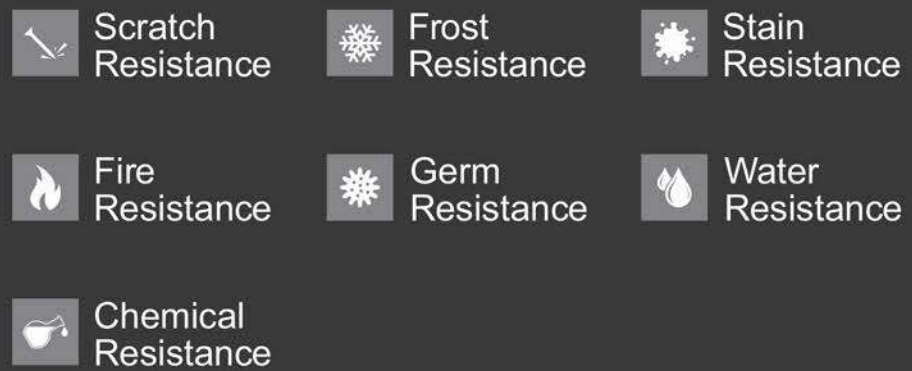


ONE CERA

FINISH :
MATT CARVING


THICKNESS :
9MM

SIZE :
600X1200MM



ASH WOOD MOCHA

FACES
RANDOM



ONE CERA

FINISH :
MATT CARVING

THICKNESS :
9MM

SIZE :
600X1200MM

-  Scratch Resistance
-  Frost Resistance
-  Stain Resistance
-  Fire Resistance
-  Germ Resistance
-  Water Resistance
-  Chemical Resistance



BERLIN OLIVE

FACES
RANDOM



ONE CERA

FINISH :
MATT CARVING

THICKNESS :
9MM


SIZE :
600X1200MM

-  Scratch Resistance
-  Frost Resistance
-  Stain Resistance
-  Fire Resistance
-  Germ Resistance
-  Water Resistance
-  Chemical Resistance



CARGO WOOD BROWN

FACES
RANDOM



ONE CERA

FINISH :
MATT CARVING

THICKNESS :
9MM


SIZE :
600X1200MM

-  Scratch Resistance
-  Frost Resistance
-  Stain Resistance
-  Fire Resistance
-  Germ Resistance
-  Water Resistance
-  Chemical Resistance



CARGO WOOD MULTY

FACES
RANDOM



ONE CERA

FINISH :
MATT CARVING

THICKNESS :
9MM

SIZE :
600X1200MM

-  Scratch Resistance
-  Frost Resistance
-  Stain Resistance
-  Fire Resistance
-  Germ Resistance
-  Water Resistance
-  Chemical Resistance



CARGO WOOD NATURAL

FACES
RANDOM



ONE CERA

FINISH :
MATT CARVING

THICKNESS :
9MM

SIZE :
600X1200MM

-  Scratch Resistance
-  Frost Resistance
-  Stain Resistance
-  Fire Resistance
-  Germ Resistance
-  Water Resistance
-  Chemical Resistance



CEDAR WOOD BEIGE

FACES
RANDOM



ONE CERA

FINISH :
MATT CARVING

THICKNESS :
9MM

SIZE :
600X1200MM

-  Scratch Resistance
-  Frost Resistance
-  Stain Resistance
-  Fire Resistance
-  Germ Resistance
-  Water Resistance
-  Chemical Resistance



CEDAR WOOD BROWN

FACES
RANDOM



ONE CERA

FINISH :
MATT CARVING

THICKNESS :
9MM

SIZE :
600X1200MM

-  Scratch Resistance
-  Frost Resistance
-  Stain Resistance
-  Fire Resistance
-  Germ Resistance
-  Water Resistance
-  Chemical Resistance



CEDAR WOOD NATURAL

FACES
RANDOM



ONE CERA

FINISH :
MATT CARVING

THICKNESS :
9MM

SIZE :
600X1200MM

-  Scratch Resistance
-  Frost Resistance
-  Stain Resistance
-  Fire Resistance
-  Germ Resistance
-  Water Resistance
-  Chemical Resistance



CEDAR WOOD NERO

FACES
RANDOM

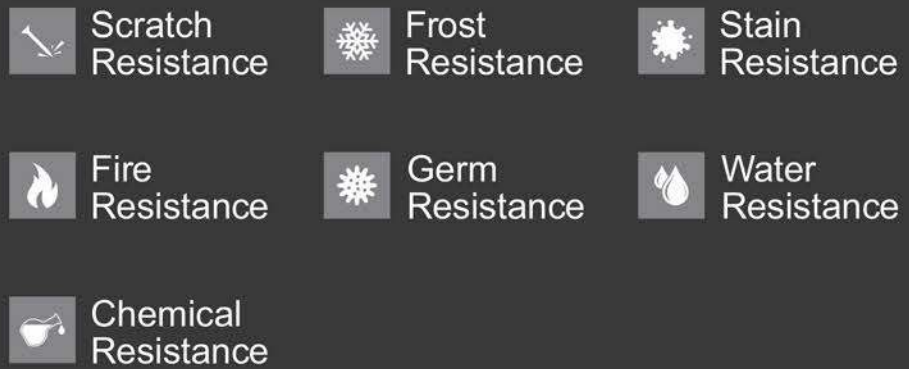


ONE CERA

FINISH :
MATT CARVING


THICKNESS :
9MM

SIZE :
600X1200MM



CHRISTY WOOD BROWN

FACES
RANDOM



ONE CERA

FINISH :
MATT CARVING

THICKNESS :
9MM

SIZE :
600X1200MM

 Scratch Resistance

 Frost Resistance

 Stain Resistance

 Fire Resistance

 Germ Resistance


 Water Resistance

 Chemical Resistance



CHRISTY WOOD CHOCO

FACES
RANDOM



ONE CERA

FINISH :
MATT CARVING

THICKNESS :
9MM

SIZE :
600X1200MM

 Scratch Resistance

 Frost Resistance

 Stain Resistance

 Fire Resistance

 Germ Resistance

 Water Resistance

 Chemical Resistance



 **CHRISTY WOOD CREMA**

FACES
RANDOM



ONE CERA

FINISH :
MATT CARVING

THICKNESS :
9MM

SIZE :
600X1200MM

 Scratch
Resistance

 Frost
Resistance

 Stain
Resistance

 Fire
Resistance

 Germ
Resistance

 Water
Resistance

 Chemical
Resistance



CHRISTY WOOD NATURAL

FACES
RANDOM

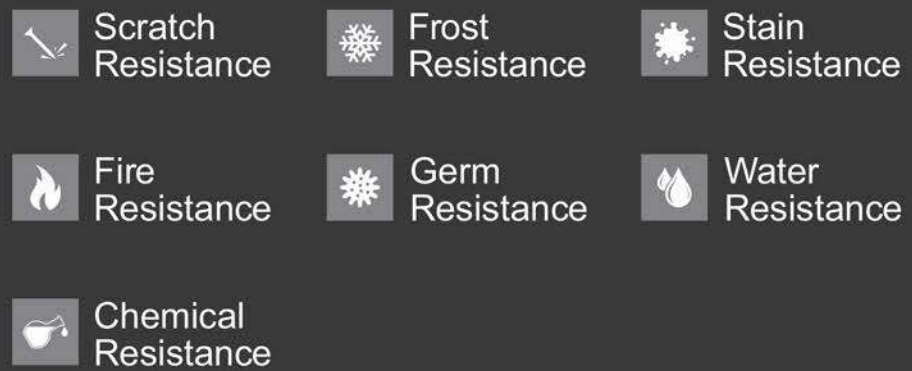


ONE CERA

FINISH :
MATT CARVING


THICKNESS :
9MM

SIZE :
600X1200MM



COTTAGE BEIGE

FACES
RANDOM

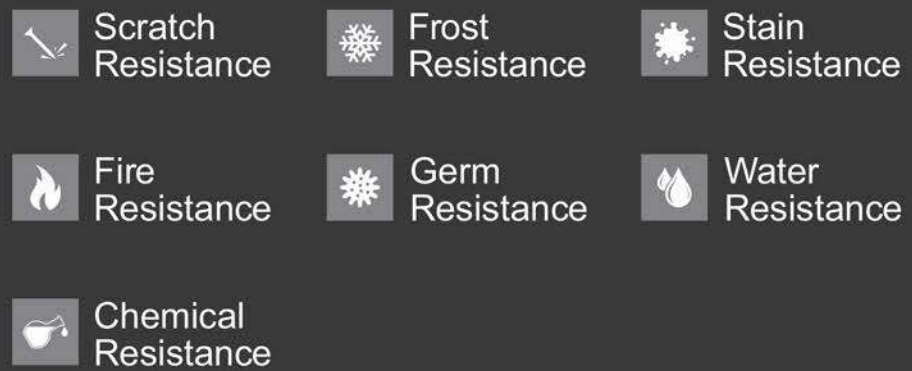


ONE CERA

FINISH :
MATT CARVING


THICKNESS :
9MM

SIZE :
600X1200MM



COTTAGE BROWN

FACES
RANDOM



ONE CERA

COTTAGE NATURAL

FINISH :
MATT CARVING

THICKNESS :
9MM

SIZE :
600X1200MM

 Scratch Resistance

 Frost Resistance

 Stain Resistance

 Fire Resistance

 Germ Resistance

 Water Resistance

 Chemical Resistance

FACES
RANDOM



ONE CERA

FINISH :
MATT CARVING

THICKNESS :
9MM

SIZE :
600X1200MM

 Scratch Resistance

 Frost Resistance

 Stain Resistance

 Fire Resistance

 Germ Resistance

 Water Resistance

 Chemical Resistance



DRIFTWOOD BEIGE

FACES
RANDOM



ONE CERA

FINISH :
MATT CARVING


THICKNESS :
9MM

SIZE :
600X1200MM



DRIFTWOOD BROWN

FACES
RANDOM

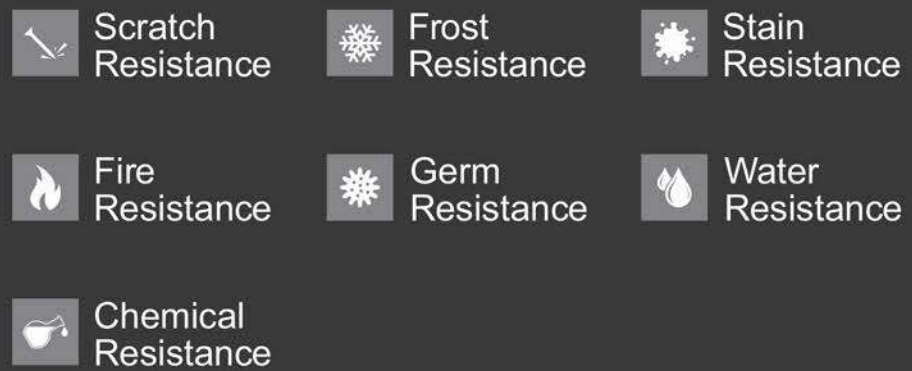


ONE CERA

FINISH :
MATT CARVING


THICKNESS :
9MM

SIZE :
600X1200MM



EURO WOOD CREMA

FACES
RANDOM



ONE CERA

FINISH :
MATT CARVING

THICKNESS :
9MM

SIZE :
600X1200MM

-  Scratch Resistance
-  Frost Resistance
-  Stain Resistance
-  Fire Resistance
-  Germ Resistance
-  Water Resistance
-  Chemical Resistance



LEGNO WOOD

FACES
RANDOM

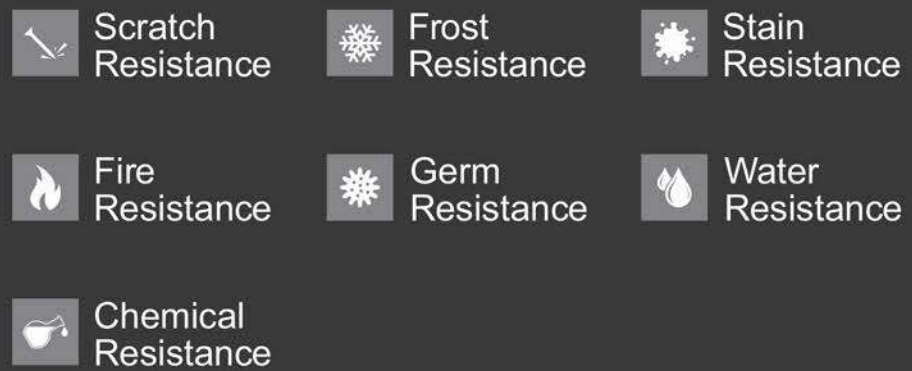


ONE CERA

FINISH :
MATT CARVING


THICKNESS :
9MM

SIZE :
600X1200MM



LIVANTO NATURAL

FACES
RANDOM



ONE CERA

FINISH :
MATT CARVING

THICKNESS :
9MM

SIZE :
600X1200MM

-  Scratch Resistance
-  Frost Resistance
-  Stain Resistance
-  Fire Resistance
-  Germ Resistance
-  Water Resistance
-  Chemical Resistance



MAPLE BEIGE

FACES
RANDOM



ONE CERA

FINISH :
MATT CARVING

THICKNESS :
9MM

SIZE :
600X1200MM



MAPLE BROWN

FACES
RANDOM

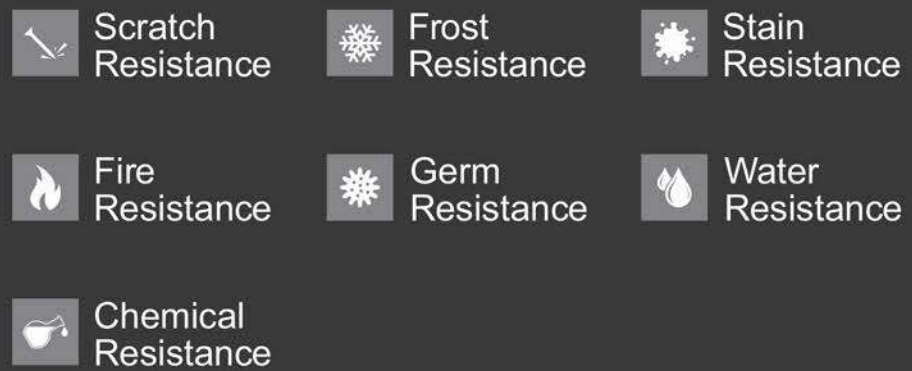


ONE CERA

FINISH :
MATT CARVING

THICKNESS :
9MM

SIZE :
600X1200MM



MAPLE GREY

FACES
RANDOM

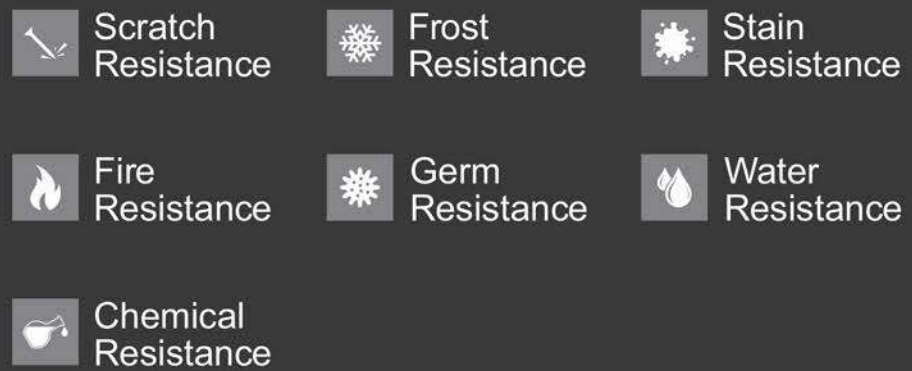


ONE CERA

FINISH :
MATT CARVING

THICKNESS :
9MM

SIZE :
600X1200MM



MAPLE SILVER

FACES
RANDOM



ONE CERA

FINISH :
MATT CARVING

THICKNESS :
9MM

SIZE :
600X1200MM



MERINO NATURAL

FACES
RANDOM

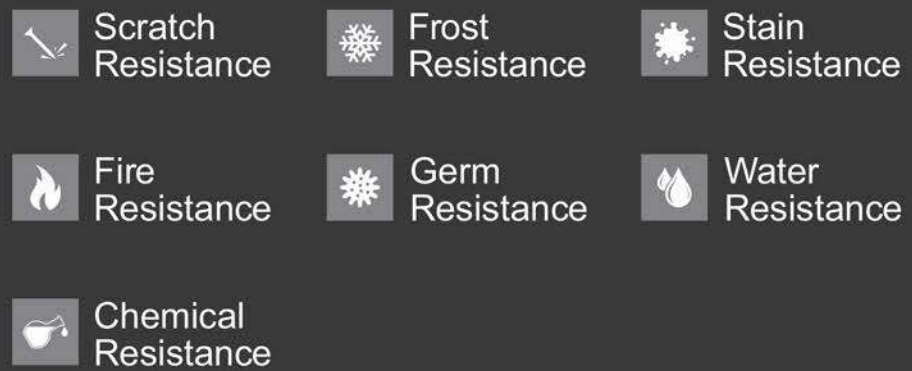


ONE CERA

FINISH :
MATT CARVING


THICKNESS :
9MM

SIZE :
600X1200MM



MERINO PINE

FACES
RANDOM



ONE CERA

FINISH :
MATT CARVING

THICKNESS :
9MM

SIZE :
600X1200MM

 Scratch
Resistance

 Frost
Resistance

 Stain
Resistance

 Fire
Resistance

 Germ
Resistance

 Water
Resistance

 Chemical
Resistance



 **OAK WOOD BEIGE**

FACES
RANDOM



ONE CERA

FINISH :
MATT CARVING

THICKNESS :
9MM


SIZE :
600X1200MM

-  Scratch Resistance
-  Frost Resistance
-  Stain Resistance
-  Fire Resistance
-  Germ Resistance
-  Water Resistance
-  Chemical Resistance



OAK WOOD BROWN

FACES
RANDOM



ONE CERA

FINISH :
MATT CARVING

THICKNESS :
9MM

SIZE :
600X1200MM

 Scratch
Resistance

 Frost
Resistance

 Stain
Resistance

 Fire
Resistance

 Germ
Resistance

 Water
Resistance

 Chemical
Resistance



OAK WOOD WENGE

FACES
RANDOM



ONE CERA

FINISH :
MATT CARVING

THICKNESS :
9MM

SIZE :
600X1200MM

-  Scratch Resistance
-  Frost Resistance
-  Stain Resistance
-  Fire Resistance
-  Germ Resistance
-  Water Resistance
-  Chemical Resistance



SEDAN NATURAL

FACES
RANDOM



ONE CERA

FINISH :
MATT CARVING

THICKNESS :
9MM

SIZE :
600X1200MM

 Scratch
Resistance

 Frost
Resistance

 Stain
Resistance

 Fire
Resistance

 Germ
Resistance

 Water
Resistance

 Chemical
Resistance



 **SEOL TEAK BROWN**

FACES
RANDOM



ONE CERA

FINISH :
MATT CARVING

THICKNESS :
9MM

SIZE :
600X1200MM

 Scratch
Resistance

 Frost
Resistance

 Stain
Resistance

 Fire
Resistance

 Germ
Resistance

 Water
Resistance

 Chemical
Resistance



 **SEOL TEAK NATURAL**

FACES
RANDOM

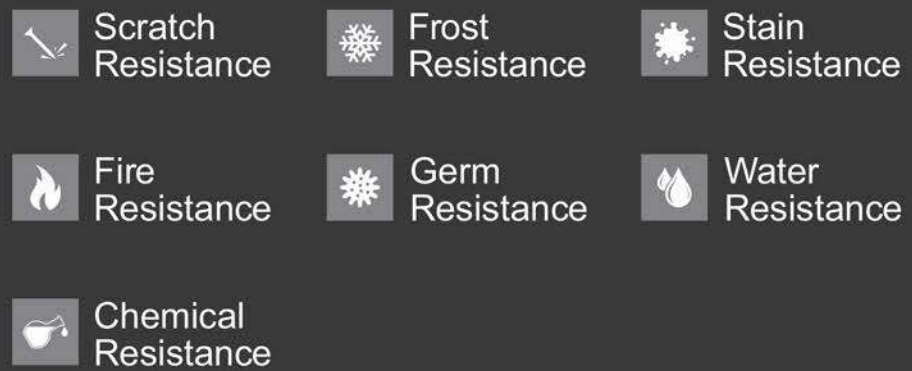


ONE CERA

FINISH :
MATT CARVING


THICKNESS :
9MM

SIZE :
600X1200MM



SILOMAND WENGUE

FACES
RANDOM



ONE CERA

FINISH :
MATT CARVING

THICKNESS :
9MM

SIZE :
600X1200MM



TEAK WOOD BROWN

FACES
RANDOM



ONE CERA

FINISH :
MATT CARVING

THICKNESS :
9MM

SIZE :
600X1200MM

-  Scratch Resistance
-  Frost Resistance
-  Stain Resistance
-  Fire Resistance
-  Germ Resistance
-  Water Resistance
-  Chemical Resistance



TOUCH WOOD CHERRY

FACES
RANDOM



ONE CERA

FINISH :
MATT CARVING


THICKNESS :
9MM

SIZE :
600X1200MM



TROY WOOD

FACES
RANDOM

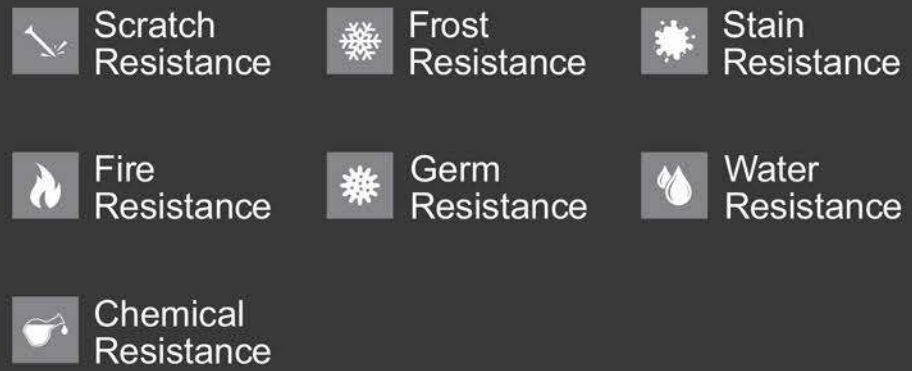


ONE CERA

FINISH :
MATT CARVING


THICKNESS :
9MM

SIZE :
600X1200MM



WOODLAND

FACES
RANDOM



ONE CERA

FINISH :
MATT CARVING

THICKNESS :
9MM

SIZE :
600X1200MM



Scratch
Resistance



Frost
Resistance



Stain
Resistance



Fire
Resistance




Germ
Resistance



Water
Resistance




Chemical
Resistance



ARTEAK BROWN

FACES
RANDOM



ONE CERA

FINISH :
MATT CARVING

THICKNESS :
9MM

SIZE :
600X1200MM

 Scratch
Resistance

 Frost
Resistance

 Stain
Resistance

 Fire
Resistance

 Germ
Resistance


 Water
Resistance

 Chemical
Resistance



 **BEACH WOOD BEIGE**

FACES
RANDOM



ONE CERA

FINISH :
MATT CARVING


THICKNESS :
9MM

SIZE :
600X1200MM



BEACH WOOD BROWN

FACES
RANDOM


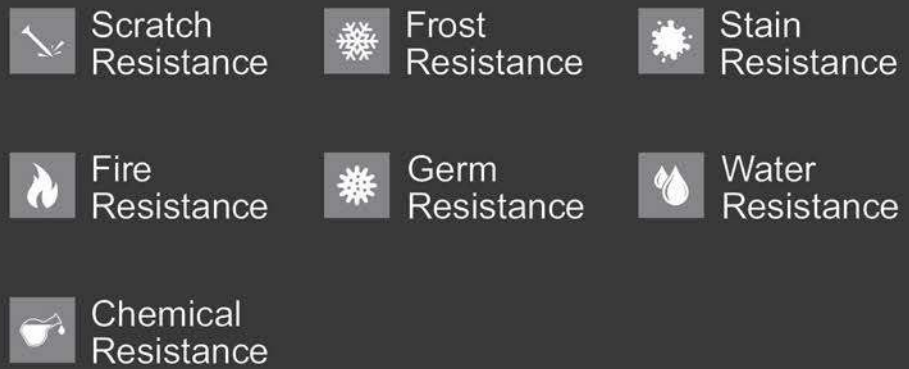


ONE CERA

FINISH :
MATT CARVING


THICKNESS :
9MM

SIZE :
600X1200MM



BEACH WOOD NATURAL

FACES
RANDOM

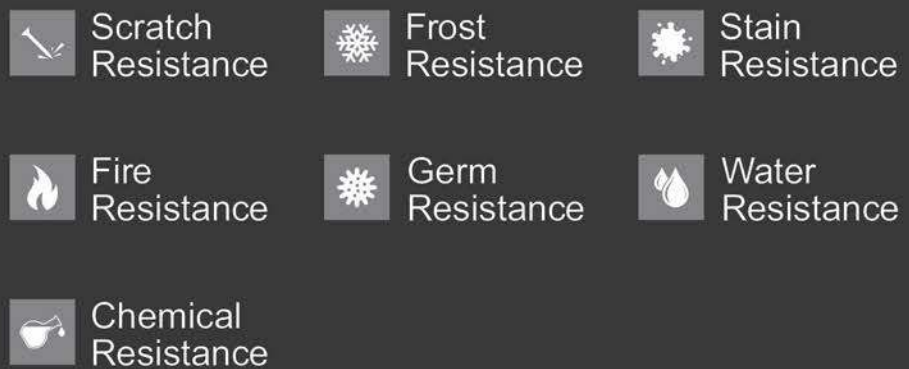


ONE CERA

FINISH :
MATT CARVING

THICKNESS :
9MM

SIZE :
600X1200MM



BEACH WOOD WENGE

FACES
RANDOM



ONE CERA

FINISH :
MATT CARVING

THICKNESS :
9MM

SIZE :
600X1200MM

-  Scratch Resistance
-  Frost Resistance
-  Stain Resistance
-  Fire Resistance
-  Germ Resistance
-  Water Resistance
-  Chemical Resistance



CASTEL WOOD

FACES
RANDOM



ONE CERA

FINISH :
MATT CARVING

THICKNESS :
9MM

SIZE :
600X1200MM

 Scratch
Resistance

 Frost
Resistance


 Stain
Resistance

 Fire
Resistance

 Germ
Resistance

 Water
Resistance

 Chemical
Resistance



 **CLASS WOOD BROWN**

FACES
RANDOM



TECHNICAL SPECIFICATION GSVT

TEST DISCRIPTION	STANDARD AS PER IOS-13006/EN177 GROUP BIB	MEAN VALUE OF GSVT
Deviation in length & width	±0.6%	±0.3%
Deviation in thickness	±5.0%	±4.0%
Straightness in side	±0.5%	±0.1%
Rectangularity	±0.5%	±0.1%
Surface flatness	±0.5%	±0.2%
Color difference	Unaltered	No damage
Glossiness	As per mfg.	As per square
Water absorption	≤3%	≤3%
Modulus of rupture	Min. 35 N/mm ²	Min. 35 N/mm ²
Impact resistance	As per mfg.	Min. 0.55 Porcelain
Surface abrasion resistance	As per mfg.	PEI II-V
MOH's hardness	As per mfg.	Min.7
Frost resistance	No damage	No damage
Thermal shock resistance	No damage	No damage
Moisture expansion	Nil	Nil
Chemical resistance	No damage	No damage
Stain resistance	Resistant	Resistant
Crazing resistance	As per mfg.	2 Cycle

PACKING DETAIL

Size	600x1200mm
Thickness (approx.)	9.0 mm
Pieces / Box	2 pcs.
Area / Box	1.44 sq. mtr.
Wt. / Box (approx.)	27 kgs.

ONE CERA

☎ +91 - 90230 44949 ✉ info@onecera.in 🌐 www.onecera.in

📍 1211, The Spire 2, 150 Feet Ring Road, Nr. Sheetal Park, Rajkot-360005